

PLENTICORE plus

Hybrid inverter - G2 3.0-10 kW



Data sheet

PLENTICORE plus G2: The new standard – versatile and smart

All-in-one

- PV hybrid inverter with battery input with optional activation code ^{1, 2)}
- Compatibility with various high-voltage batteries ²⁾
- 3 MPP trackers suited to the layout of almost all roofs
- Extended MPP range – perfect for repowering
- 15 A MPP current: Prepared for the latest generation of modules

Smart connected

- Smart Communication Board: control interfaces integrated as standard
- Display, data logger and system monitoring
- Free Solar Portal for monitoring the PV system
- 2 x LAN, WiFi, 4 x digital switching outputs for self-consumption control or event reporting, „SG Ready“ compatible, Evaluation of external overvoltage protection modules
- Modbus/SunSpec (TCP)
- EEBus



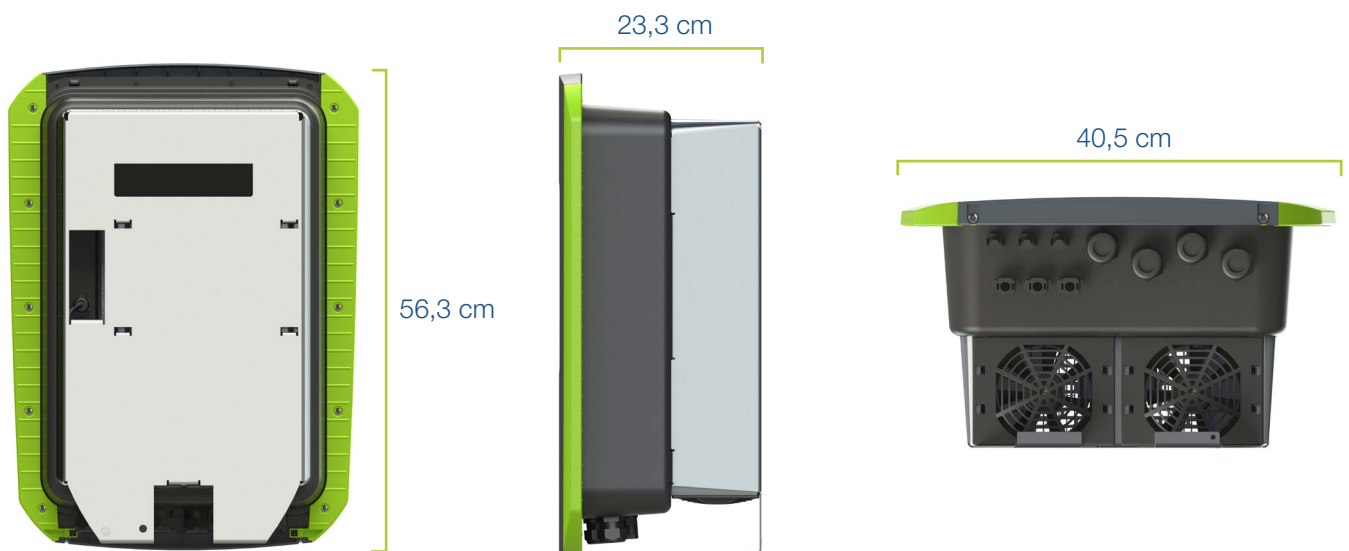
Smart performance

- Fast, self-learning shadow management – adapts individually to the installation site
- Dynamic active power control and 24-hour home-consumption measurement ²⁾
- Self-learning generation and consumption forecast – for optimum self-consumption ²⁾
- Low conversion losses due to DC coupling and high-voltage battery
- Prepared for additional battery charge via AC energy sources ²⁾

Easy to install

- Simple device configuration using commissioning wizard via display or smartphone
- Safe installation due to clearly arranged, separate terminal compartment with Push-In terminals and protected power electronics
- Compatible with RCD type A
- Auto Update: Always at the cutting edge of technology

PLENTICORE plus G2: compact and rapidly deployable



¹⁾ Activation code battery available at: shop.kostal-solar-electric.com

²⁾ Compatible energy meter required (see document Released energy meters in the download area for the product)

PLENTICORE plus G2		3.0	4.2	5.5	7.0	8.5	10
System data	Topology: Without galvanic isolation – transformerless		yes				
	Protection class according to IEC 60529		IP 65				
	Protective class according to IEC 62103		I				
	Overvoltage category according to IEC 60664-1, input side (PV generator)		II				
	Overvoltage category according to IEC 60664-1, output side (grid connection)		III				
	Degree of contamination		4				
	Environmental category (outdoor installation)		yes				
	Environmental category (indoor installation)		yes				
	UV resistance		yes				
	AC cable diameter (min-max)	mm	8...17				
	AC cable cross-section (min-max)	mm ²	1.5...6		2.5...6		4...6
	DC cable cross-section (PV/BAT) (min-max)	mm ²	2.5...6 / 4...6				
	Max. fuse protection on output side		B16/C16				B25/C25
	Internal operator protection according to EN 62109-2 (compatible with RCD type A from FW 01.14)		yes				
	Independent disconnection device according to VDE 0126-1-1		yes				
	Height/width/depth	mm (in)	563/405/233 (22.17 / 15.94/9.17)				
	Weight	kg (lb)	19.6 (43.21)		21.6 (46,62)		
	Cooling principle – regulated fans		yes				
	Max. air throughput	m ³ /h	184				
	Noise emission (typical)	dB(A)	39				
	Ambient temperature	°C (°F)	-20...60 (-4...140)				
	Max. installation altitude above sea level	m (ft)	2000 (6562)				
	Relative humidity	%	4...100				
Connection technology, DC side		SUNCLIX plug					
Connection technology, AC side		Spring-type terminal strip					
Connection technology, interfaces		Push-In terminal					
Interfaces	Ethernet LAN (RJ45) / WiFi (IEEE 802.11b/g/n 2.4GHz)		2 / yes				
	Connection of energy meter for collecting energy data (Modbus RTU)		1				
	Digital inputs		Ripple control receiver or external battery control, CEI, OVP monitoring				
	Digital outputs		4 (24 V, 100 mA)				
	Webserver (user interface)		yes				
	Warranty (Smart Warranty / Smart Warranty plus ¹⁾)	Years	10 (5 + 5)				
Directives/Certification		CE, GS, CEI 0-21, C10/11, EN 62109-1, EN 62109-2, EN 60529, EN 50438 ²⁾ , EN 50549-1 ²⁾ , NA/EEA, G98, G99, EIFS2018, IEC 61727, IEC 62116, RD 1699, RD 647, RFG, TF3.3.1, TOR Erzeuger, UNE 206006, UNE 206007-1, VDE 0126-1-1, VDE-AR-N 4105, VJV2018					

Subject to technical changes. Errors excepted. You can find current information at www.kostal-solar-electric.com. Manufacturer: KOSTAL Industrie Elektrik GmbH, Hagen, Germany

¹⁾ Activate your free warranty (Smart Warranty) now in the KOSTAL Solar online shop (shop.kostal-solar-electric.com). This does not affect your statutory warranty. You will find more information about the service and warranty conditions in the download area for your product.

²⁾ Does not apply to all national annexes

³⁾ MPP range at rated output: Outside the MPP range, MPP control takes place below the nominal power. Based on full occupancy of all MPP trackers.

⁴⁾ Working voltage range: No feed-in takes place outside the working voltage range.

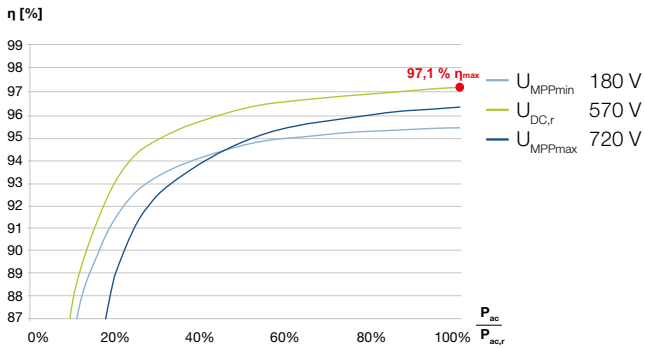
⁵⁾ From SW 02.20

PLENTICORE plus G2 available in 6 power classes

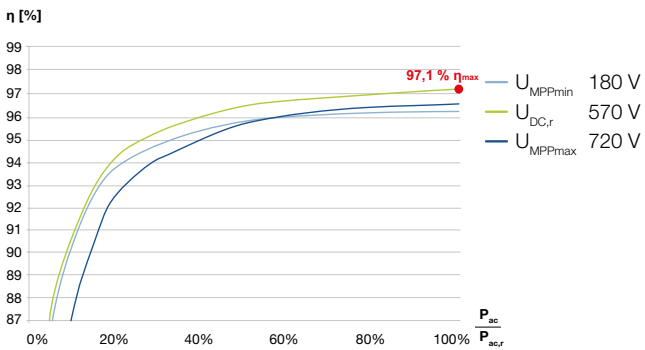


- 3.0
- 4.2
- 5.5
- 7.0
- 8.5
- 10

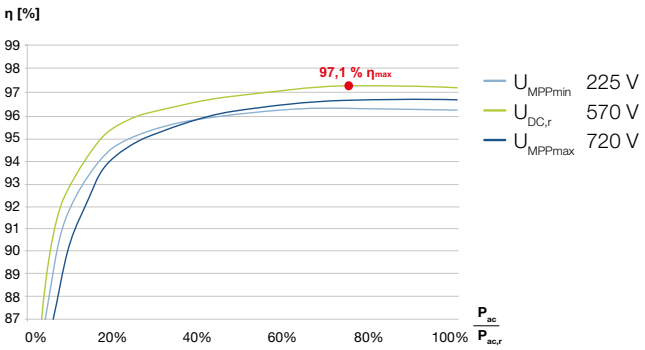
PLENTICORE plus 3.0 G2



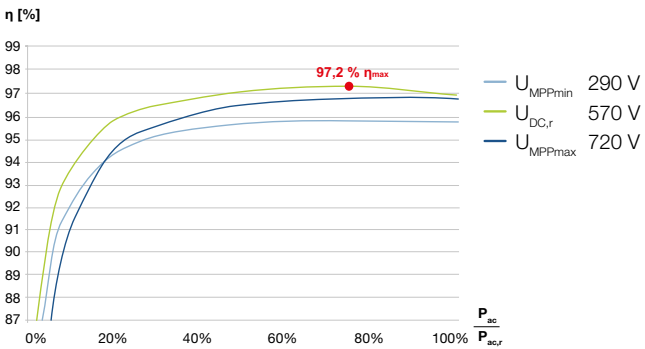
PLENTICORE plus 4.2 G2



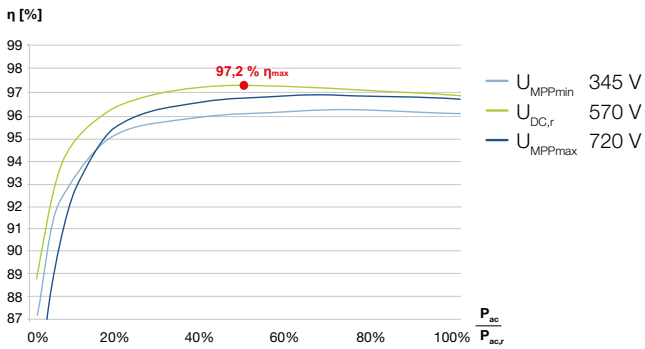
PLENTICORE plus 5.5 G2



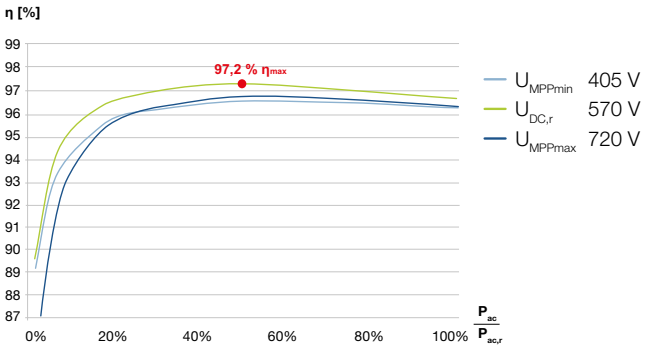
PLENTICORE plus 7.0 G2



PLENTICORE plus 8.5 G2



PLENTICORE plus 10 G2



Services for our products

FAQs:
kostal-solar-electric.com/Service_Support

Product registration, KOSTAL Smart Warranty, warranty extension, battery activation code or purchase of accessories: shop.kostal-solar-electric.com

Get in touch: service-solar@kostal.com

